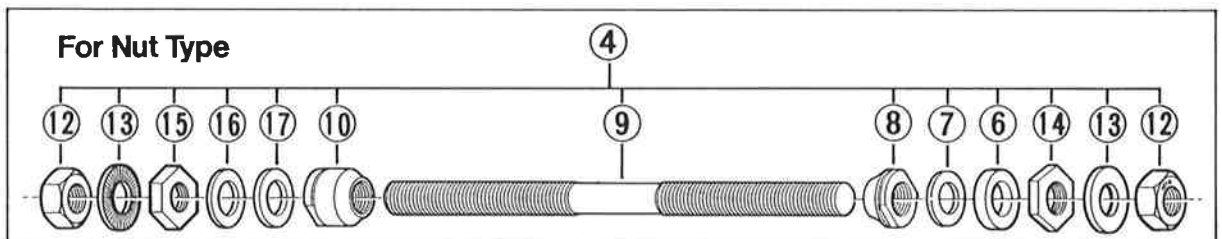
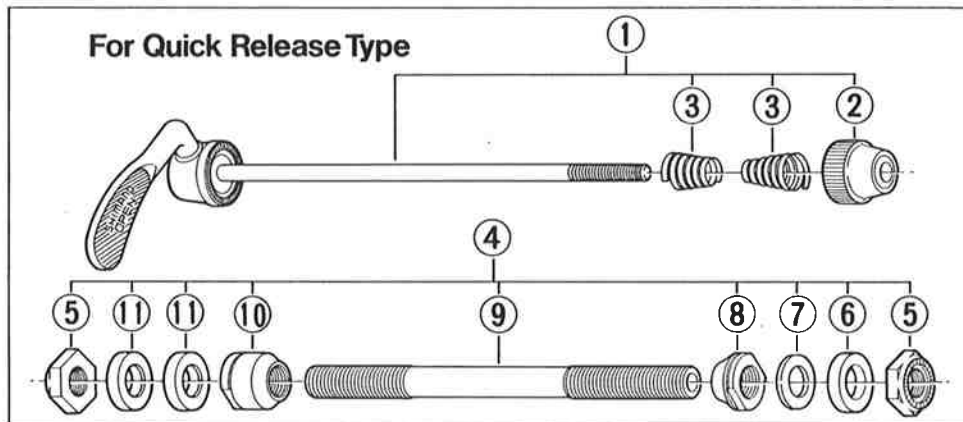
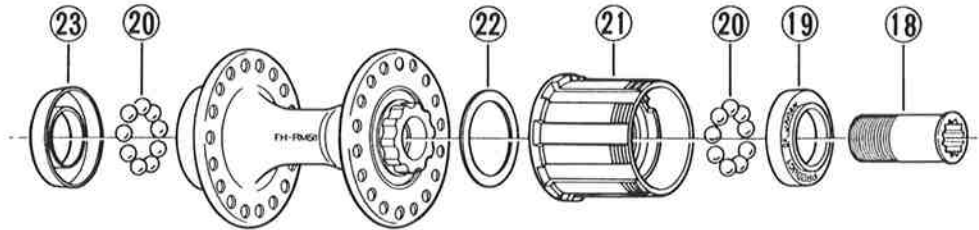


- You may photocopy this sheet and use it as an order form.
- Sie können dieses Blatt kopieren und als Bestellformular verwenden.
- Vous pouvez photocopier cette feuille et l'utiliser comme bon de commande.
- Dit blad kan gecopieerd en als bestelformulier gebruikt worden.
- Potete fotocopiare questo foglio e usarlo come modulo di commissione.

**FH-RM50-QR** Freehub Quick Release Type/6-Speed  
**FH-RM50-NT** Freehub Nut Type/6-Speed

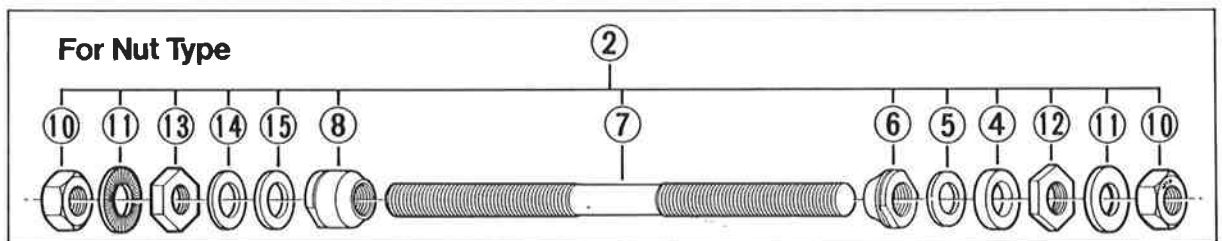
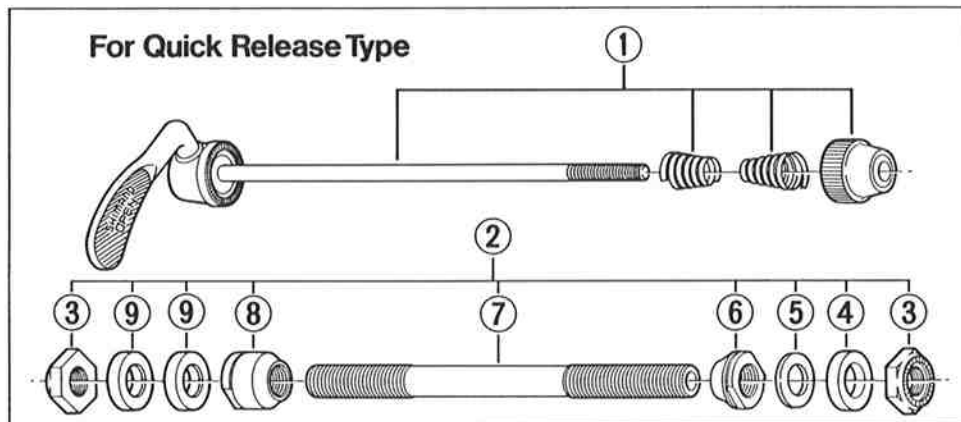
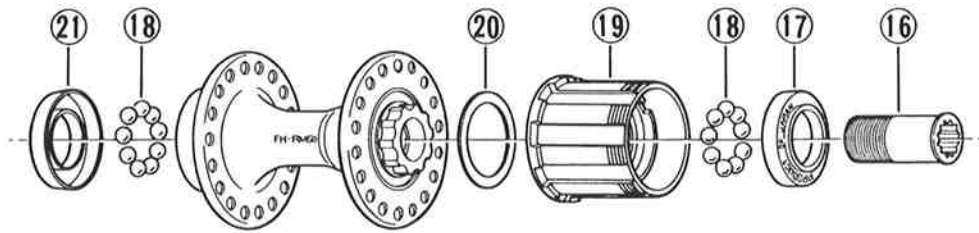


Over Lock Nut Dimensions: Quick Release Type...130mm  
Nut Type...126mm

• Use with CS-1000 (Brown sprocket).

Q'TY	ITEM NO.	PART NO.	DESCRIPTION
	1	384 9803	Complete Quick Release 161mm
	2	25A 9802	Nut for Skewer
	3	231 1100	Volute Spring
	* 4	384 9802	Complete Hub Axle 141mm for Quick Release Type
		385 9801	Complete Hub Axle 174mm for Nut Type
	5	220 0502-1	Lock Nut 3.5mm for Quick Release Type
	6	224 0601	Right Hand Axle Spacer 5.5mm
	7	220 0431	Right Hand Washer 0.5mm
	* 8	220 0851	Right Hand Cone M10x9mm
	* 9	301 0510	Hub Axle M10x141mm for Quick Release Type
		383 0100	Hub Axle M10x174mm for Nut Type
	*10	220 0820-2	Left Hand Cone M10x15.1mm
	11	220 0460	Left Hand Axle Spacer 4mm for Quick Release Type
	*12	385 0200	Hub Nut
	*13	220 0600	Washer 2mm for Nut Type
	*14	385 0100	Right Hand Lock Nut 3.5mm for Nut Type
	*15	385 0101	Left Hand Lock Nut 4.5mm for Nut Type
	*16	301 0710	Left Hand Washer 1.6mm for Nut Type
	*17	301 0630	Left Hand Washer 1.9mm for Nut Type
	18	359 0400	Freewheel Body Fixing Bolt
	19	357 5701	Right Hand Dust Cap
	20	000 0131	Steel Ball (1/4") 18pcs.
	21	384 9801	Complete Freewheel Body
	22	375 0400	Freewheel Body Dust Cap
	23	248 0500	Left Hand Dust Cap

**FH-RM50-QR** Freehub Quick Release Type/6-Speed  
**FH-RM50-NT** Freehub Nut Type/6-Speed



Over Lock Nut Dimensions: Quick Release Type...130mm(5-1/8")  
 Nut Type...126mm(4-31/32")

• Use with CS-1000 (Brown sprocket).

Q'TY	ITEM NO.	PART NO.	DESCRIPTION
	1	384 9803	Complete Quick Release 161mm(6-11/32")
*	2	384 9802	Complete Hub Axle 141mm(5-9/16") for Quick Release Type
		385 9801	Complete Hub Axle 174mm(6-27/32") for Nut Type
	3	220 0502-1	Lock Nut 3.5mm for Quick Release Type
	4	224 0601	Right Hand Axle Spacer 5.5mm
	5	220 0431	Right Hand Washer 0.5mm
*	6	220 0851	Right Hand Cone M10x9mm
*	7	301 0510	Hub Axle M10x141mm(5-9/16") for Quick Release Type
		383 0100	Hub Axle M10x174mm(6-27/32") for Nut Type
*	8	220 0820-2	Left Hand Cone M10x15.1mm
	9	220 0460	Left Hand Axle Spacer 4mm for Quick Release Type
*	10	385 0200	Hub Nut
	11	220 0600	Washer 2mm for Nut Type
*	12	385 0100	Right Hand Lock Nut 3.5mm for Nut Type
*	13	385 0101	Left Hand Lock Nut 4.5mm for Nut Type
*	14	301 0710	Left Hand Washer 1.6mm for Nut Type
*	15	301 0630	Left Hand Washer 1.9mm for Nut Type
	16	359 0400	Freewheel Body Fixing Bolt
	17	357 5701	Right Hand Dust Cap
	18		Steel Ball (1/4") 9pcs.
	19	384 9801	Complete Freewheel Body
	20	375 0400	Freewheel Body Dust Cap
	21	248 0500	Left Hand Dust Cap