


MJ-900S BIKE LIGHT/E-BIKE LIGHT


FAITHFULLY INHERITED, YET MUCH MORE EVOLVED

MAX
OUTPUT




1,500
lumens

MAX
RUNTIME



25
hours

MAX
THROW



160
meters



MJ-900S BIKE LIGHT/E-BIKE LIGHT

FAITHFULLY INHERITED, YET MUCH MORE EVOLVED



MARKET APPLICATIONS

- MTB Riding
- Trail Crossing
- Road Cycling
- Commuting

DESCRIPTION

MJ-900S is a upgrade and improved version of the original classic MJ-900 which has sold millions of units around the world. It continues the MJ-900's compact, lightweight, and high-output design. Cover lens, LED light source, installation and battery capacity have all made huge forward strides. Max output is now able to reach 1,500 lumens, thanks to the latest upgrades. Expanded upon the already huge and varied rider base. Aside from its main function, some road friendly safety features have been added, an independent DRL coupled with side lighting to enhance passive visibility. Vertical cutoff grating that blurs and diffracts light from oncoming traffic. The original o-ring mounting for the MJ-900 is now simplified to adopt the Garmin quad lock style mounting mechanism similarly to our Allty series, extending the compatibility of MJ-900S to a large number of gears and applications, such as our own TTA out front aluminum mount or any Garmin helmet mount on the market. Paired with the light is our custom design battery pack MJ-6112. Not only does it look much cooler than the original unit, it is now USB rechargeable and a backup mobile power bank. The large contact area power button and efficient heat sink designs have been inherited, battery capacity reading is now displayed both on the power switch and battery pack.

MJ-900S is not just a bike light that relies on an external battery, support for e-bike power supply has now been added. Press and hold the power switch for 8 seconds when the light is switched on to go between normal & E-bike modes. When powered by an E-bike, the MJ-900S automatically adapt to input voltage and power within the 6V to 12V range. Compatible with most mainstream motors from Brose, Bosch, Shimano and Yamaha etc.

What are you waiting for, grab the latest MJ-900S and experience the fun of night riding!



MJ-900S BIKE LIGHT/E-BIKE LIGHT

FAITHFULLY INHERITED, YET MUCH MORE EVOLVED



FEATURES


- Inherited MJ-900's small, lightweight, high output design, Max output: 1,500 lumens.
- High output, multiple lighting modes, suitable for all types of riding.
- Under e-bike mode, the MJ-900S adapts to power input automatically within 6V-12V range, compatible with most mainstream E-bike motors (Brose, Bosch, Shimano, Yamaha).
- Independent Daytime Running Light design and side lighting, enhanced passive visibility.
- Cutoff grating to prevent blinding, for oncoming cyclists and motorists.
- Large contact area power switch, easy to press with gloves. Remembers the light mode last used.
- Internal thermal management and highly efficient heat dissipation fins, vital to maintaining max output.
- High capacity USB battery MJ-6112, providing long runtime also reverse charging as USB power bank.
- Easy to read battery capacity indicator on light switch and battery pack.
- IPX6 water resistant, ready for any weather you can handle.
- Universal Garmin mounting mechanism, super convenient to install / take off.
- Compatible with bar sizes 28mm, 31.8mm and 35mm with support for additional sizes and bar shapes.

OUTPUT

	CONSTANT	DRL	LOW	MID	HIGH
Bike mode	LUMENS	15	500	1,000	1,500
	h:min	25:00	05:00	02:12	01:30
	FLASH	FLASH 1	FLASH 2	/	/
	LUMENS	0-1,000	0-500	/	/
	h:min	05:00	09:30	/	/
	E-bike mode	NIGHT	HIGH	MID	LOW
LUMENS		1,500	1,000	500	0-1,000
DAY		DRL	/	/	/
LUMENS		15	/	/	/

*All data above are test results according to ANSI NEMA FL 1-2009 standards.

WATERPROOF IPX6



DROP TEST



COMPLIANCE



MAGICSHINE.COM © MAGICSHINE 09/25/20 V2

MADE IN CHINA

Note: There are slight differences between the picture and the real item caused by light color temperature. All the pictures are for reference only.

LIGHT SOURCE

Luminus SST-40

DIMENSIONS

Length: 1.85 in / 47mm
Width: 1.34 in / 34mm
Height: 1.42 in / 36mm
Weight: 2.4 oz / 68g (Light head only)
8.6 oz / 245g (Including battery)

BODY MATERIAL

Aluminum alloy + plastic

BATTERY SOURCE

2 X 18650 Li-ion battery 7.2V
2,600mAh (Included)

WARRANTY

1 year warranty for light head
Half year for battery pack

IN THE BOX

MJ-900S x 1
MJ-6112 battery pack x 1
Handlebar mount x 1
Silicon strap x 4
Micro USB cable x 1
3mm hex x 1
User Manual x 1